

# How to Order

## *in 5 Easy Steps*

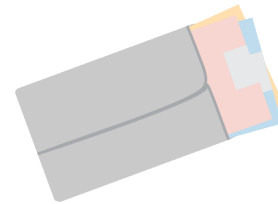
### Step 1 Select a Mural

Select a mural from our library. Be sure to select a mural that fits your wall height. Our murals come in sections called "panels". Each panel fits together to create a scene. Scenes repeat and "connect" from the last panel to the first.



### Step 2 Order Samples

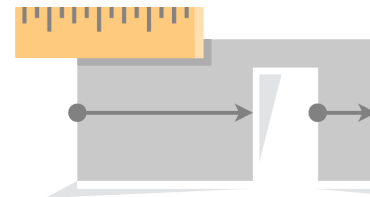
Order one or a few samples to pin to your walls and preview. Step back and view your samples from different angles. View them at different times throughout the day and evening to consider all lighting. Samples typically ship in 1 to 2 business days.



### Step 3a Calculate Panel Quantity

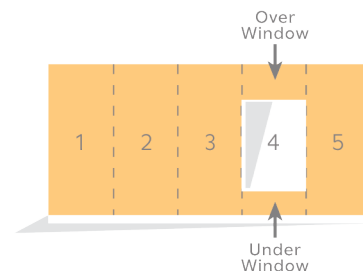
Measure your room with a tape measure. Add the widths of all walls for the mural. Divide the total by the width of one panel (36" *see notes*), rounding up to the nearest panel quantity.  
*Example:* If your wall is 100" long, divide 100" by 36", which equals 2.77 panels. Then round up to 3 panels. Panel size may vary.

or



### Step 3b Order a Design Diagram

This is our paid service to help you visualize the mural in your room. We use our expertise to calculate the most efficient use of space to best display the mural scene. This removes any guess work for you and it guides your installer to achieve a beautiful end result!



Learn More 

## Step 4 Order Your Mural

Once your calculations are complete simply go to our site, add the appropriate panels to your cart, and place your order. Your order will arrive within 3 to 6 weeks from the date your order is placed.




## Step 5 Install Your Mural

We recommend hiring a professional installer. Wallcoveringinstallers.org offers a helpful list of professional installers. We send a brief installation guide with each mural, plus your Custom Design Diagram (if purchased, see step 3b).



## BONUS Take Photos!

We love receiving photos from satisfied clients! Your project could even be featured on our social media. Email photos of your finished project to us at info@themuralsource.com or tag us on social media @themuralsource



## Notes Helpful Tips & Disclaimers

We strive for absolute color consistency in all murals and samples, but there can be variations. Please allow for a slight color variance between samples and order production.

We offer a complimentary free room estimate. Send us your room photos and measurements by email and we will provide an estimate within 24-48 business hours. Within the estimate, we will let you know if we suggest ordering a Custom Design Diagram.

Our standard panel width is 36" for most designs but each mural description specifies the width for that individual design.

